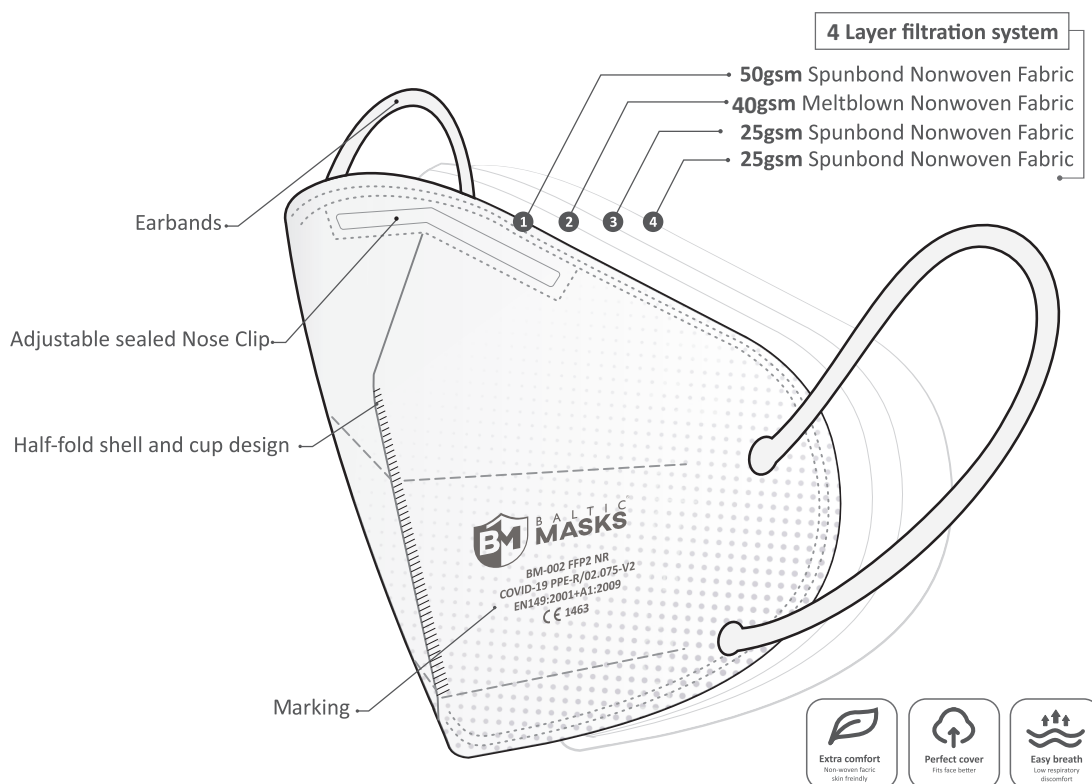


Technical Data sheet

Baltic Masks, BM – 002 respirator, FFP2 (v2.01)

Protection-class BM-002 Respirator FFP2 is made for environments in which harmful and mutagenic particles can be found in the air we breathe. Respirator masks of this class provide a barrier to at least 95% of particles measuring larger than 0.3 micron and may be used in environments where hazardous substances exceed the OEL by up to a maximum of tenfold concentration. Our filter system, with layer of meltblown cloth, protects wearers from unpleasant odours and particles on top of the required breathing protection.



Standard: CE 1463, EN 149:2001+A1:2009, COVID-19 PPE-R/02.075-V2

Style: Strap behind ears / Behind the wearer's head* (*Includes Head Strip Holder)

Filtration efficiency: Above 95% (Equivalent to US N95 and EU FFP2 standard)

Marking: PPE marking, FFP2NR, CE 1463, EN 149:2001+A1:2009, COVID-19 PPE-R/02.075-V2

Designation: NR - Non reusable (single shift use only)

Materials:

1. 50gsm Spunbond Nonwoven
2. 40gsm Meltblown Nonwoven
3. 25gsm Spunbond Nonwoven
4. 25gsm Spunbond Nonwoven

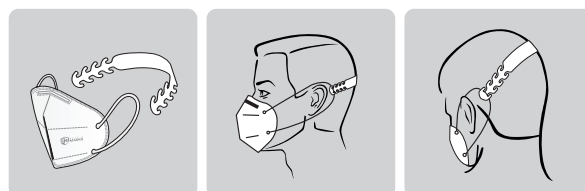
Valve:No

Shelf life: Two years

Mask weight: 4 grams

Disposal: Used products should be disposed as hazardous waste in accordance with national regulations.

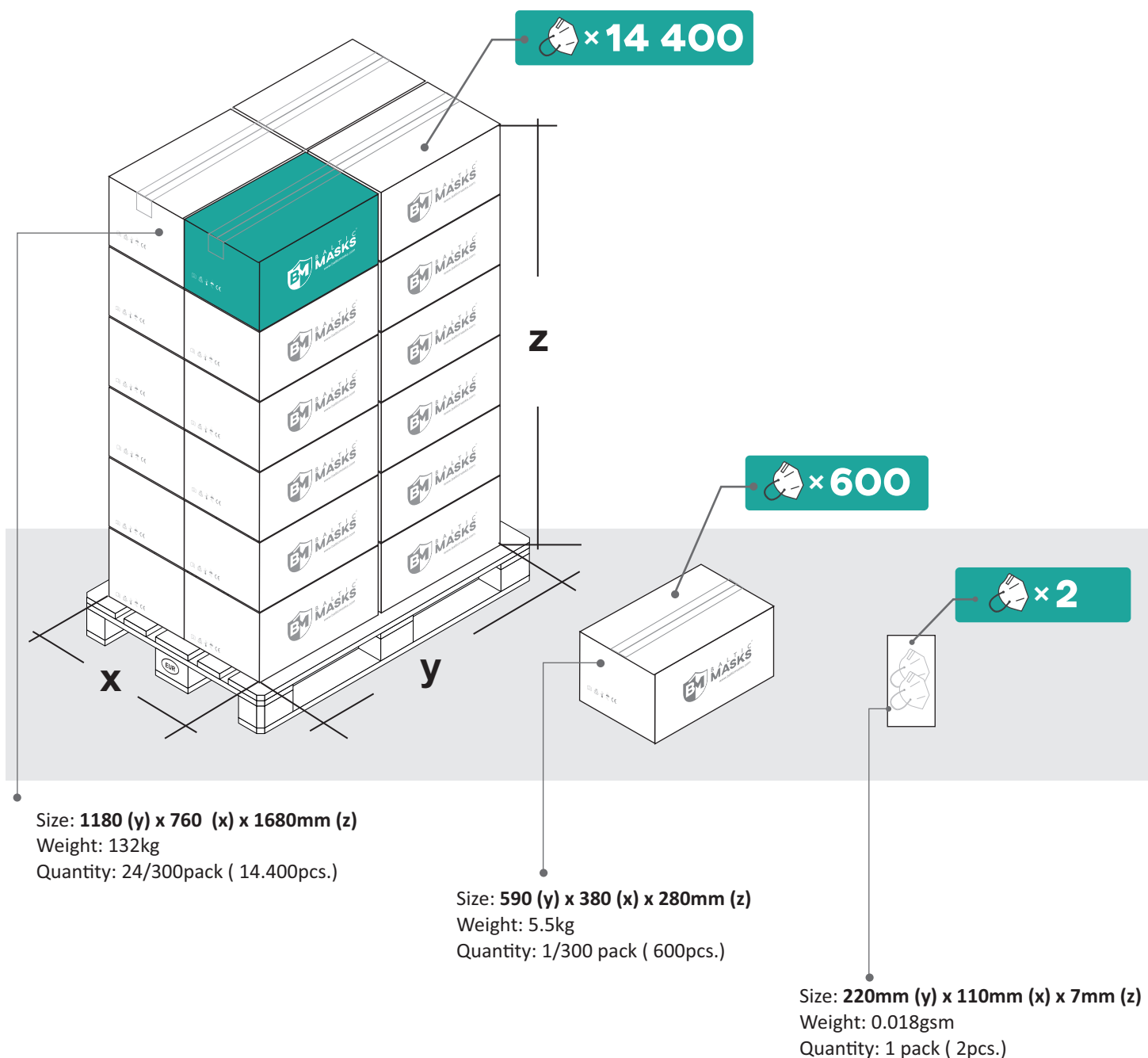
***Extra optional EAR hook stripe system**



Technical Data sheet

Baltic Masks, BM – 002 respirator, FFP2 (v2.01)

Packing: 2 pcs in a polybag, 300 polybags in a carton box.



Storage Conditions and Shelf Life The filter masks have to be stored in their packets to retain their properties. Shelf life of unopened product is 2 years from date of manufacture when stored within temperature range of -20°C to +40°C and at less than 80% relative humidity.

Technical Data sheet

Baltic Masks, BM – 002 respirator, FFP2 (v2.01)



Usage instruction



1. Before opening and touching the mask, wash your hands thoroughly with soap and water or alcohol/based hand sanitizer (>60% alcohol content).
2. Open the mask with both hands to the two sides.
3. Fit the mask on your face covering the mouth and nose. The straps should not be between the mask and your face.
4. Pull the straps above your ears. Adjust the mask until it fits comfortably.
5. Adjust the nose bridge stripe, until it completely fits to your nose bridge.
6. Cover the mask with both hands until the mask fits tightly around the face.



Precautions

1. This product is not suitable for protection against harmful gases, steam and oily aerosols.
2. The product does not generate oxygen and is not suitable for use in anoxic environments, underwater operations, during evacuation or firefighting environments.
3. It is not recommended to use this protective mask if you do not feel a good adhesion between the face and the edge of the mask during use.
4. If found during use that the mask is damaged or the breathing resistance is too large, replace with a new one.
5. This product is for one-time use, masks should not be reused. Recommended use time is 4-8 hours.



Product origin: Lithuania, EU

Manufacturer: InSpe Company, Savanorių 178F Vilnius, Lithuania.

